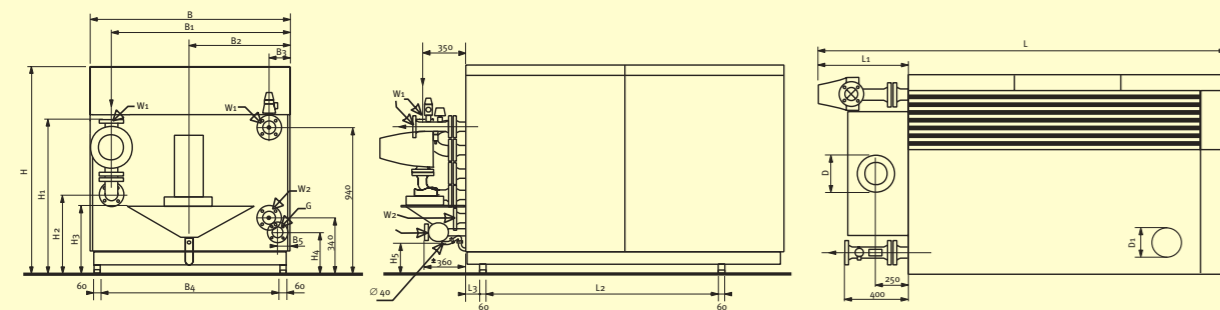


Type		R3601	R3602	R3603	R3604	R3605
Nominal heat output	kW	639	747	846	945	1043
Nominal heat input	kW	653	764	865	966	1066
Minimum heat input	kW	187	218	247	276	305
Pilot burner	kW	30	30	30	30	30
Gas consumption						
natural gas H (10.9 kWh/m ³)	m ³ /h	59.9	70.1	79.4	88.6	97.8
propane (12.8 kWh/kg)	kg/h	51.0	59.7	67.6	75.5	83.3
Gas inlet pressure						
natural gas H (min./max)	mbar	18 – 25	18 – 25	18 – 25	18 – 25	18 – 25
natural gas H (max.) option	mbar	100	100	100	100	100
propane (min./max.)	mbar	30 – 50	30 – 50	30 – 50	30 – 50	30 – 50
Water capacity	dm ³	73	97	104	110	117
Max. working pressure	bar	6	6	6	6	6
Flue connection	D	mm	300	350	350	400
Air supply	D1	mm	250	300	300	355
Gas connection	G		Rp2"	Rp2"	Rp2"	DN65 PN6
Water connections	W1		DN65 PN6	DN80 PN6	DN80 PN6	DN80 PN6
Optional split system	W2		DN65 PN6	DN80 PN6	DN80 PN6	DN80 PN6
Safety valve connection			2"	2"	2"	2"
Power supply	V		400 3N~	400 3N~	400 3N~	400 3N~
Frequency	Hz		50	50	50	50
Fuse	A		16	20	20	20
Boiler weight, empty ± 5 %	kg		890	1040	1150	1280



----- Optional with series R3600

Type		R3401	R3601 R3501 R3402	R3602 R3502 R3403	R3603 R3503 R3404	R3604 R3504 R3405	R3605 R3505 R3406
B	mm	1330	1330	1130	1130	1330	1330
B1	mm	1160	1210	1003	1053	1203	1253
B2	mm	665	665	565	565	665	665
B3	mm	170	120	127	77	127	77
B4	mm	1146	1146	946	946	1146	1146
B5	mm	115	65	115	65	115	65
H	mm	1355	1355/1405*	1355/1405*	1355/1405*	1355/1405*	1355/1405*
H1	mm	1125	1125/975*	14000/1250*/1570**	1400/1420*/1420**	1155/1005*	1155/1005*/1377**
H2	mm	640	640/540*	640/540*	640/540*	640/540*	640/540*
H3	mm	520	520/420*	520/420*	520/420*	520/420*	520/420*
H4	mm	450	450/260*	450/260*	450/260*	450/260*	450/260*
H5	mm	200	200/100*	200/100*	200/100*	200/100*	200/100*
L	mm	2265	2265	2653	2653	2658	2658
L1	mm	595	595	610	610/615**	615	615/770**
L2	mm	700	700	1166	1166	1166	1166
L3	mm	108	108	88	88	88	88

** applicable for series R3400

* applicable for series R3600

(Changes can be made without any prior notice)



R 3400
R 3500
R 3600

Rendamax: maximum efficiency

Rendamax has been producing (condensing) boilers, water heaters and swimming pool heaters for professional use since 1968. In all places where heating must be reliable, innovative and efficiency prevails Rendamax products have proved their value over and over.

During the whole process from consulting to installation and service Rendamax will deliver an optimum of efficiency and care – anywhere.

Rendamax bv

Hamstraat 76, 6465 AG Kerkrade, PO Box 1035, 6460 BA Kerkrade, The Netherlands

Phone: +31 (0)45-5669 900, Fax: +31 (0)45-5669 910, E-mail: info@rendamax.com

DOC 625 - 05/06

innovative heating technology

The R3400, R3500 and R3600: an example of high efficiency technology

The Rendamax Low No_x boilers R3400, R3500 and R3600 represent a condensing technology with a capacity range from 613 to 1189 kW. Three lines of condensing boilers combine purposeful heating with the highest efficiency, the lowest energy consumption and the lowest emission levels. With this innovative heating technology Rendamax is setting the pace for the future.

The R3400, R3500 and R3600 boilers are stepless gliding modulating condensing boilers with a low energy consumption and a maximum energetic efficiency of respectively 103.7%, 104.5% and 107.4%. Unnecessary loss of energy is no longer an issue as the capacity of these three boiler series can be adjusted to the heat demand in a fast and perfect way.

The basis for this unique heating concept is the advanced pre-mix combustion system based on the latest fin tube technology. The flow through principle in these boilers has been developed to such an extent that the heat transfer already takes place in the burner itself.

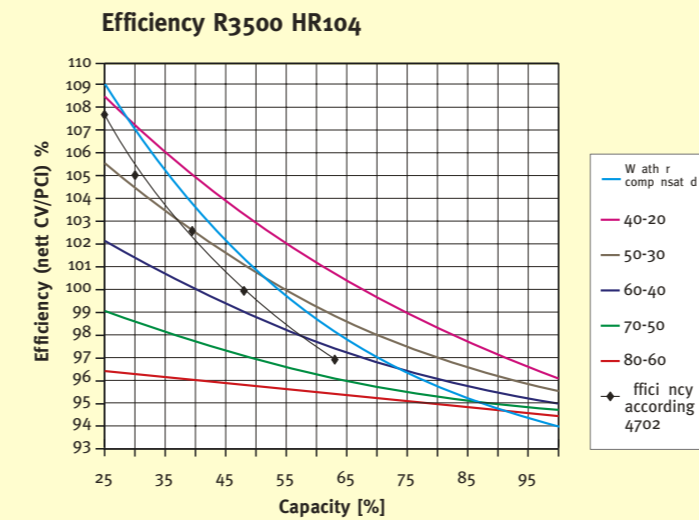
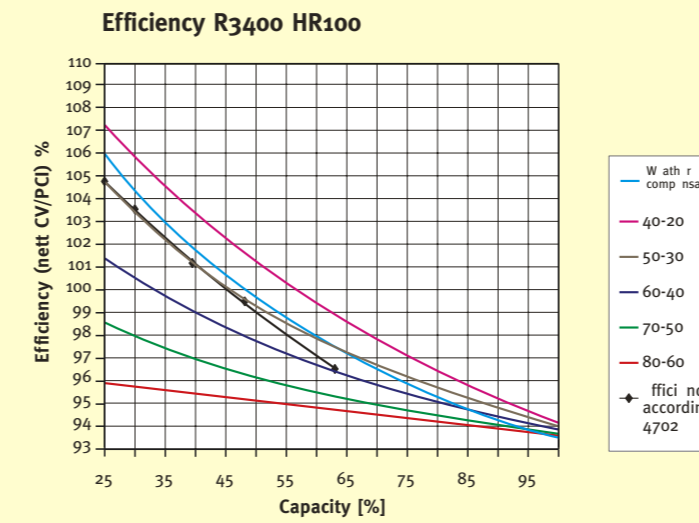
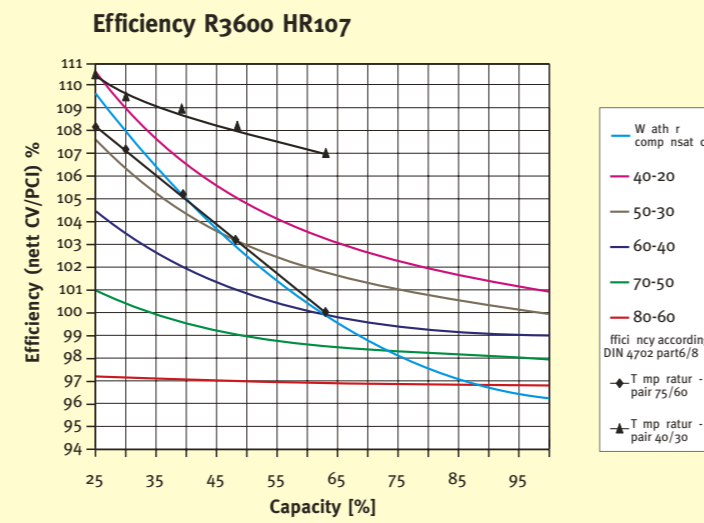

At the same time the water cooled bi-metal burner sees to it that the emissions are reduced to an absolute minimum and the small water content leads to an extreme low stand still loss.

Due to this advanced technology, modern design and the use of high quality stainless steel the Rendamax condensing boilers are very compact and light in weight making them suitable for roof top power plants and container boiler rooms. Besides they are user friendly and maintenance free.

The R3400 and R3500 boilers are standard supplied with one flow and one return connection.

The R3600 units are available in the following three different versions:

- Standard with one flow and one return connection.



- Optional as split system with one flow and **two** return connections.
- Optional as bypass system with one flow and one return connection and a bypass which guarantees the minimum required flow over the boiler. The complete return water volume passes the condenser without mixing with any other water. In comparison with open header systems this bypass system leads to a considerably higher annual efficiency.

The Rendamax R3400, R3500 and R3600

- High efficiency of 103.7%, 104.5% and 107.4% respectively
- Capacity from 613 to 1189 kW
- Low No_x, CO and CO₂
- Patented water cooled finned tube pre-mix burner
- Stainless steel burner and heat exchangers
- Stepless gliding modulation range of 1:4
- Suitable for natural gas and propane
- Available as room sealed model
- Light in weight, compact and small
- Noise level < 52 dB(A)
- Unique Rendamax security and control system
- Uniform controller for all Rendamax boiler series
- Cascade possible up to eight units
- Recyclable
- Service friendly
- Very quiet
- Very easy to install and put into operation
- User friendly and maintenance free
- Optional split system
- Optional bypass system

Technical specifications

Type		R3401	R3402	R3403	R3404	R3405	R3406
Nominal heat output	kW	657	729	853	965	1078	1189
Nominal heat input (nett. CV)	kW	702	784	917	1038	1159	1279
Minimal heat output	kW	176	196	229	260	290	320
Pilot burner	kW	36	36	36	36	36	36
Gas consumption							
natural gas H (10.9 kWh/m ³)	m ³ /h	64.5	71.9	84.1	95.2	106.3	117.3
propane (12.8 m ³ /h)	kg/h	54.9	61.2	71.6	81.1	90.5	99.9
Gas inlet pressure							
natural gas H (min./max.)	mbar	18 – 25	18 – 25	35 – 100	35 – 100	35 – 100	35 – 100
natural gas H (max.) option	mbar	100	100	-	-	-	-
propane (min./max.)	mbar	30 – 50	30 – 50	30 – 50	30 – 50	30 – 50	30 – 50
Water capacity	dm ³	50	53	70	75	80	85
Max. working pressure	bar	6	6	6	6	6	6
Gas connection	G	Rp2"	Rp2"	Rp2"	Rp2"	DN65 PN6	DN65 PN6
Water connections	W1	DN65 PN6	DN65 PN6	DN80 PN6	DN80 PN6	DN80 PN6	DN80 PN6
Flue connection	D	mm	300	350	350	400	400
Air supply (option)	D1	mm	250	300	300	180	180
Safety valve	connection		1 1/4"	1 1/4"	1 1/2"	1 1/2"	2"
relief connection			1 1/2"	1 1/2"	2"	2"	2 1/2"
standard setting	bar		3	3	3	3	3
Power supply	V	400 3N~	400 3N~	400 3N~	400 3N~	400 3N~	400 3N~
Frequency	Hz	50	50	50	50	50	50
Fuse	A	16	16	20	20	20	20
Boiler weight empty ±5%	kg	675	740	840	950	1070	1200

Type		R3501	R3502	R3503	R3504	R3505
Nominal heat output	kW	613	717	811	906	1000
Nominal heat input (nett. CV)	kW	653	764	865	966	1066
Minimal heat output	kW	187	218	247	276	305
Pilot burner	kW	30	30	30	30	30
Gas consumption						
natural gas H (10.9 kWh/m ³)	m ³ /h	59.9	70.1	79.4	88.6	97.8
propane (12.8 kWh/kg)	kg/h	51.0	59.7	67.6	75.5	83.3
Gas inlet pressure						
natural gas H (min./max)	mbar	18 – 25	18 – 25	18 – 25	18 – 25	18 – 25
natural gas H (max.) option	mbar	100	100	100	100	100
propane (min./max.)	mbar	30 – 50	30 – 50	30 – 50	30 – 50	30 – 50
Water capacity	dm ³	53	70	75	80	85
Max. working pressure	bar	6	6	6	6	6
Gas connection	G	Rp2"	Rp2"	Rp2"	DN65 PN6	DN65 PN6
Water connections	W1	DN65 PN6	DN80 PN6	DN80 PN6	DN80 PN6	DN80 PN6
Flue connection	D	mm	300	350	350	400
Air supply (option)	D1	mm	250	300	300	355
Safety valve	connection		1 1/4"	1 1/4"	1 1/2"	1 1/2"
relief connection			1 1/2"	1 1/2"	2"	2"
standard setting	bar		3	3	3	3
Power supply	V	400 3N~	400 3N~	400 3N~	400 3N~	400 3N~
Frequency	Hz	50	50	50	50	50
Fuse	A	16	16	20	20	20
Boiler weight, empty ±5%	kg	740	840	950	1070	1200